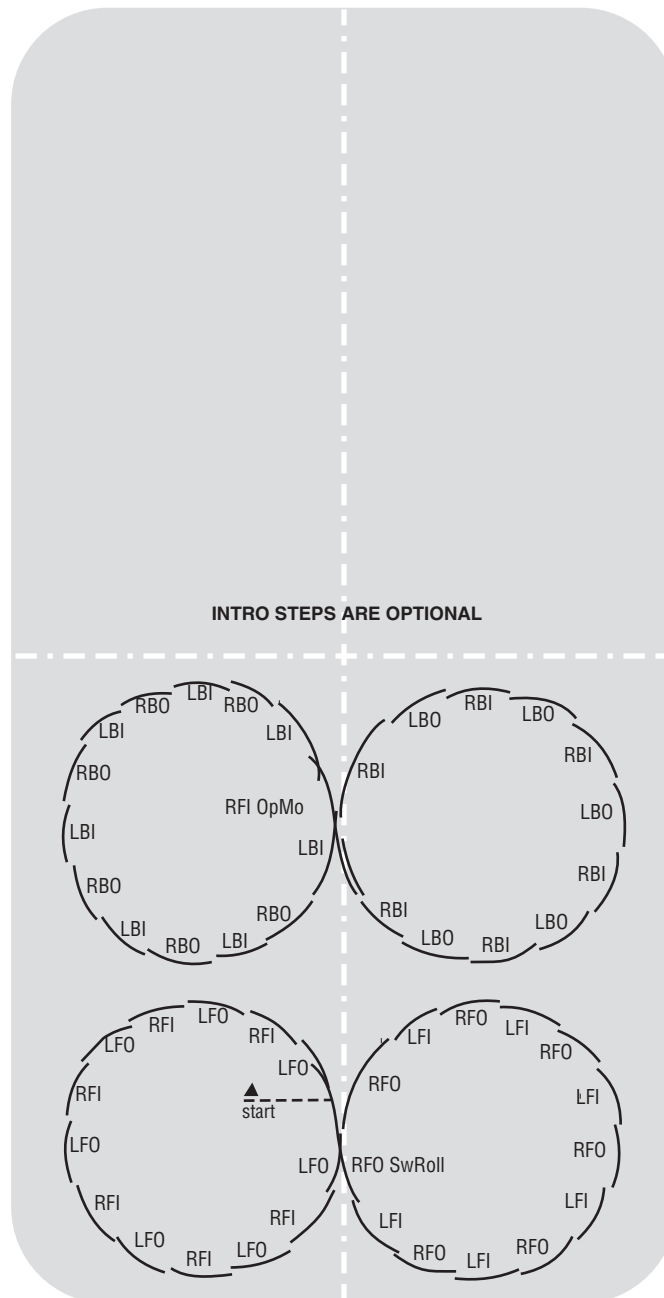


Preliminary 1

Forward and Backward Crossovers

The skater will perform forward crossovers in a figure eight pattern. It is expected that the skater will perform the transition between circles on one foot. Four to six crossovers per circle are recommended. Upon completing the forward figure eight, the skater will perform a swing roll and change of edge to an open mohawk in order to turn from forward to backward and continue the figure eight pattern with four to six backward crossovers per circle. This move may start in either direction. Introductory steps are optional.

Focus: Power

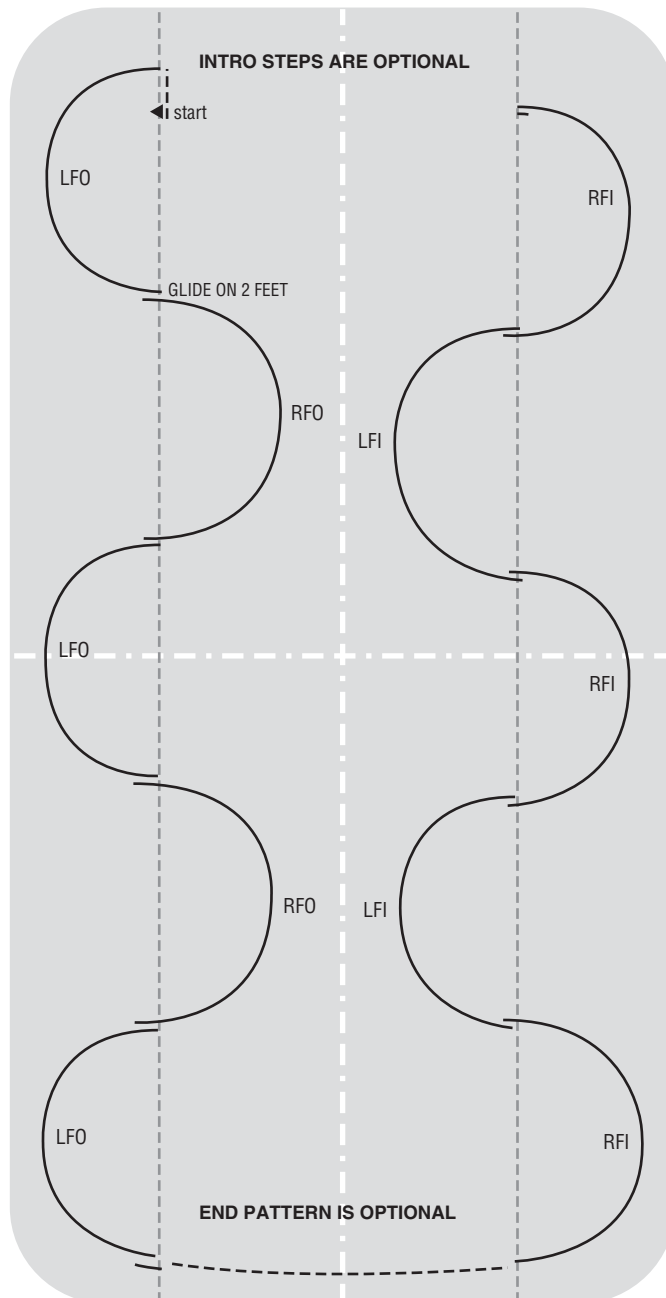


Preliminary 2

Consecutive Outside and Inside Spirals

The skater will perform right foot and left foot spirals. The outside edge spirals will be skated for the first length of the rink. Forward crossovers may be utilized (optional) around the end of the rink. Forward inside edge spirals will be skated for the second length of the rink. The exact number of spirals will depend on the size of the rink and the strength of the skater, however a minimum of four spirals down each length of the rink must be skated. The extended leg in the spiral should be held at hip level or higher. Introductory steps are optional.

Focus: Extension and edge quality

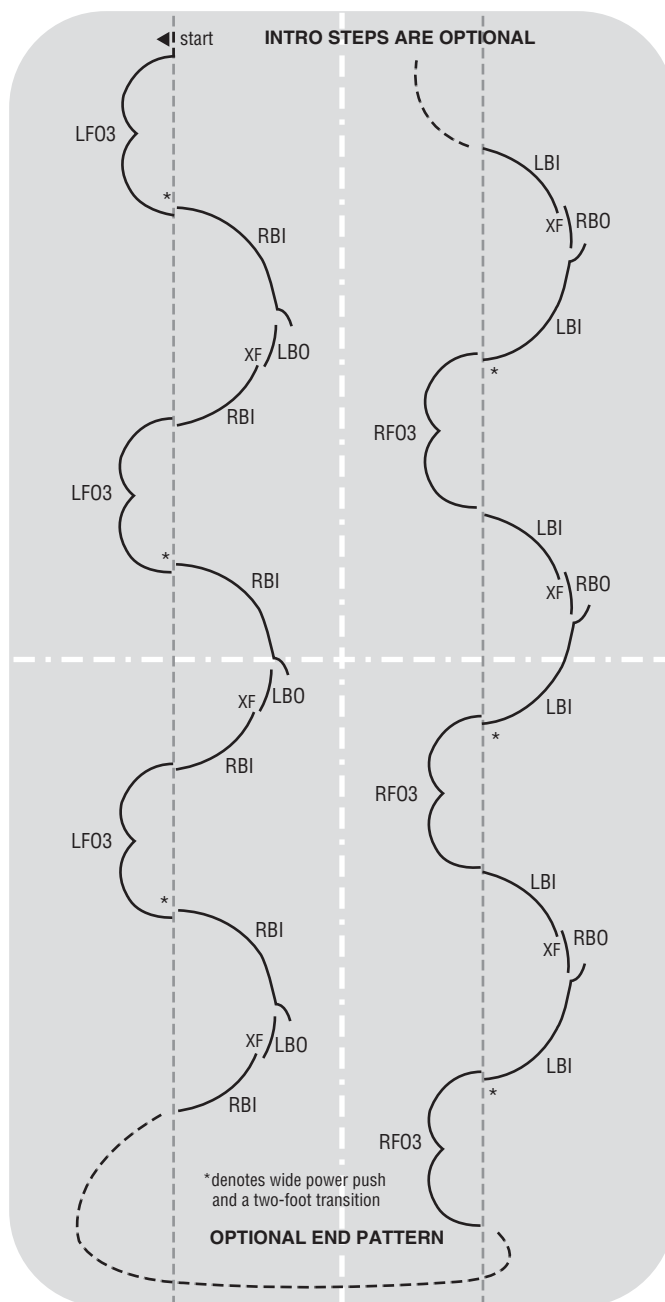


Preliminary 3

Forward Power Three-Turns

The skater will perform forward outside three-turns to a balance position followed by a backward crossover. Three to six sets of three-turns will be skated depending on the length of the ice surface. Skaters may begin this move with either right or left foot three-turns. On the second length of the rink, the three-turns will be skated on the opposite foot. Introductory steps and backward crossovers around the end of the rink are optional.

Focus: Power

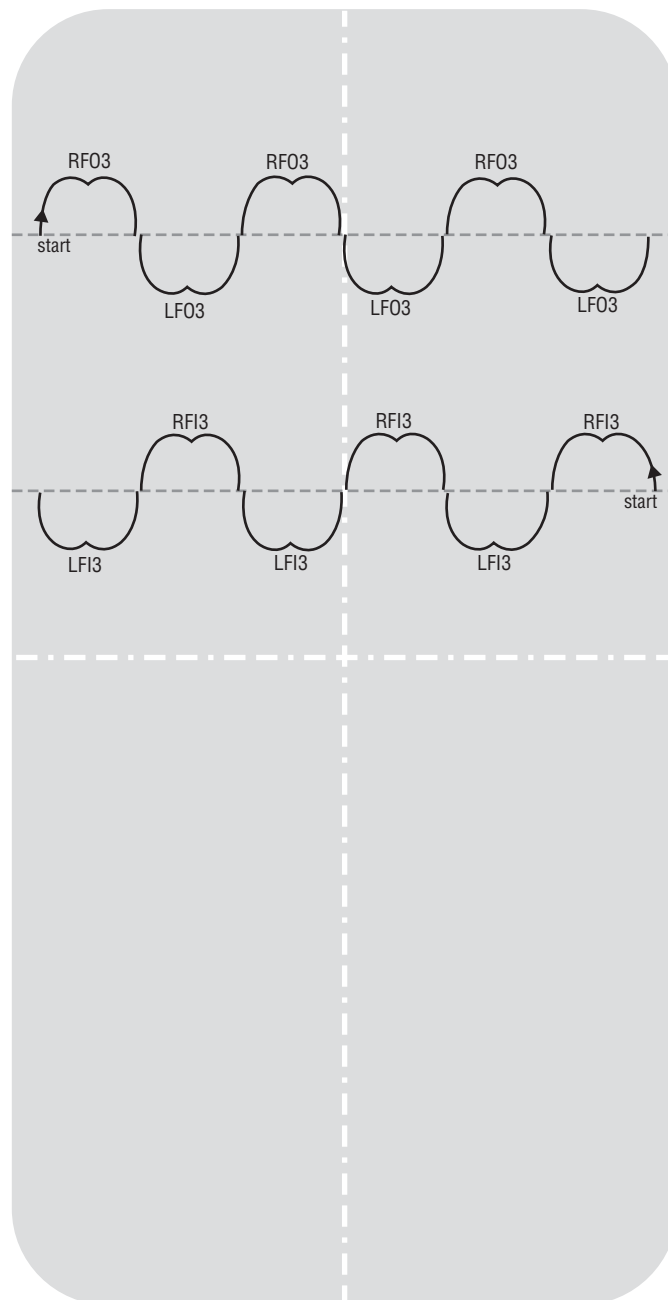


Preliminary 4

Alternating Forward Three-Turns

Starting from a standing position the skater will perform alternating forward outside three-turns for the width of the rink. The skater will then perform forward inside alternating three-turns for the second width of the rink. The size of the rink and strength of the skater will determine the number of three-turns skated. This move may start on either foot.

Focus: Edge quality

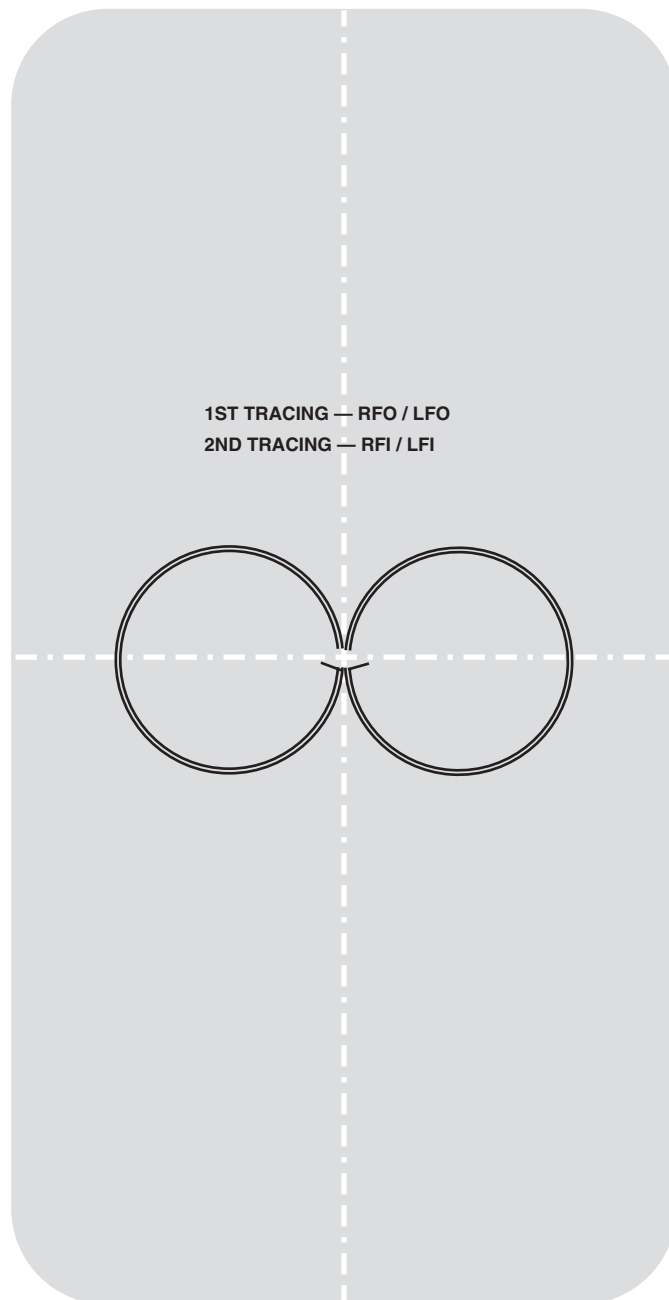


Preliminary 5

Forward Circle Eight

The skater will push from a standing start onto a forward outside edge and complete one forward outside figure eight. Upon returning to center at the completion of the second circle, the skater will perform a forward inside figure eight by pushing onto a forward inside edge, thereby repeating the previously skated circle. The circles should be equal in size with each circle approximately three times the skater's height. The skater may mark the center. This move may start on either foot.

Focus: Edge quality and continuous flow



Preliminary 6

Alternating Backward Crossovers to Backward Outside Edges

The skater will perform alternating backward crossovers to backward outside edges in consecutive half circles for one length of the rink. Four or five lobes should be skated. Introductory steps are optional.

Focus: Power and extension

